

Create Control Converge & Communicate

ANGLER Aria is a content management tool that can be used for updating content of an enterprise dynamically. ANGLER Aria as a content management engine, is specially designed to maintain and organize the content in a structured manner. Anyone can use this feature-rich application to update content. ANGLER Aria helps you keep your strategies relevant and messages appropriate and on-target, so that you can adapt and sustain any challenges the market presents.

ANGLER Aria is a Content Management system that allows customers to easily change and update contents for the entire application instantly.

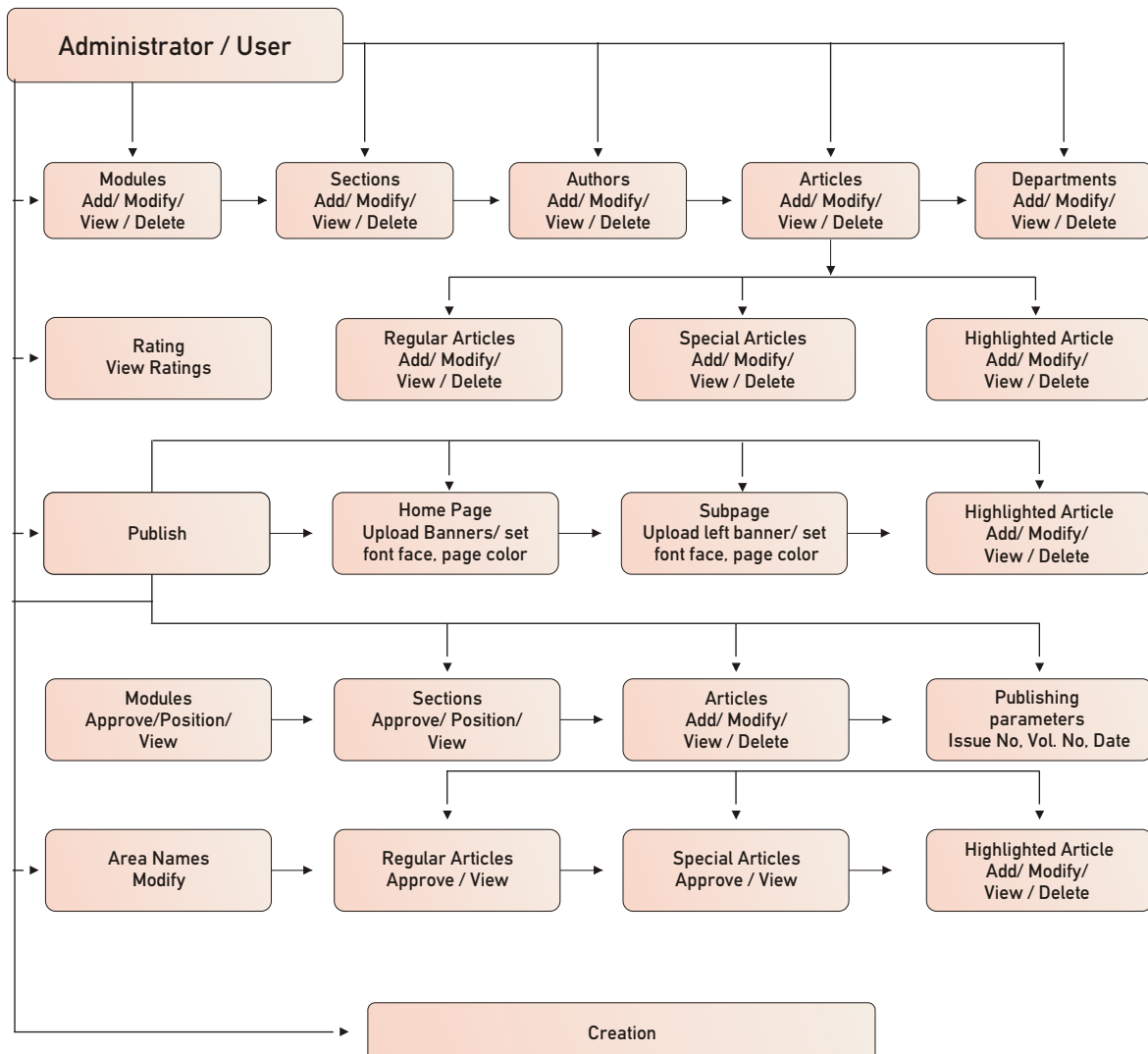
Aria

- Template Creation & Approval
- Content Creation
- Screening & Approving
- Positioning & Publishing
- Menu Creation
- Archival Facility
- Republish
- Rate Articles
- Layout Control
- Content Management
- Document Management
- E-learning Solutions
- E-Publishing

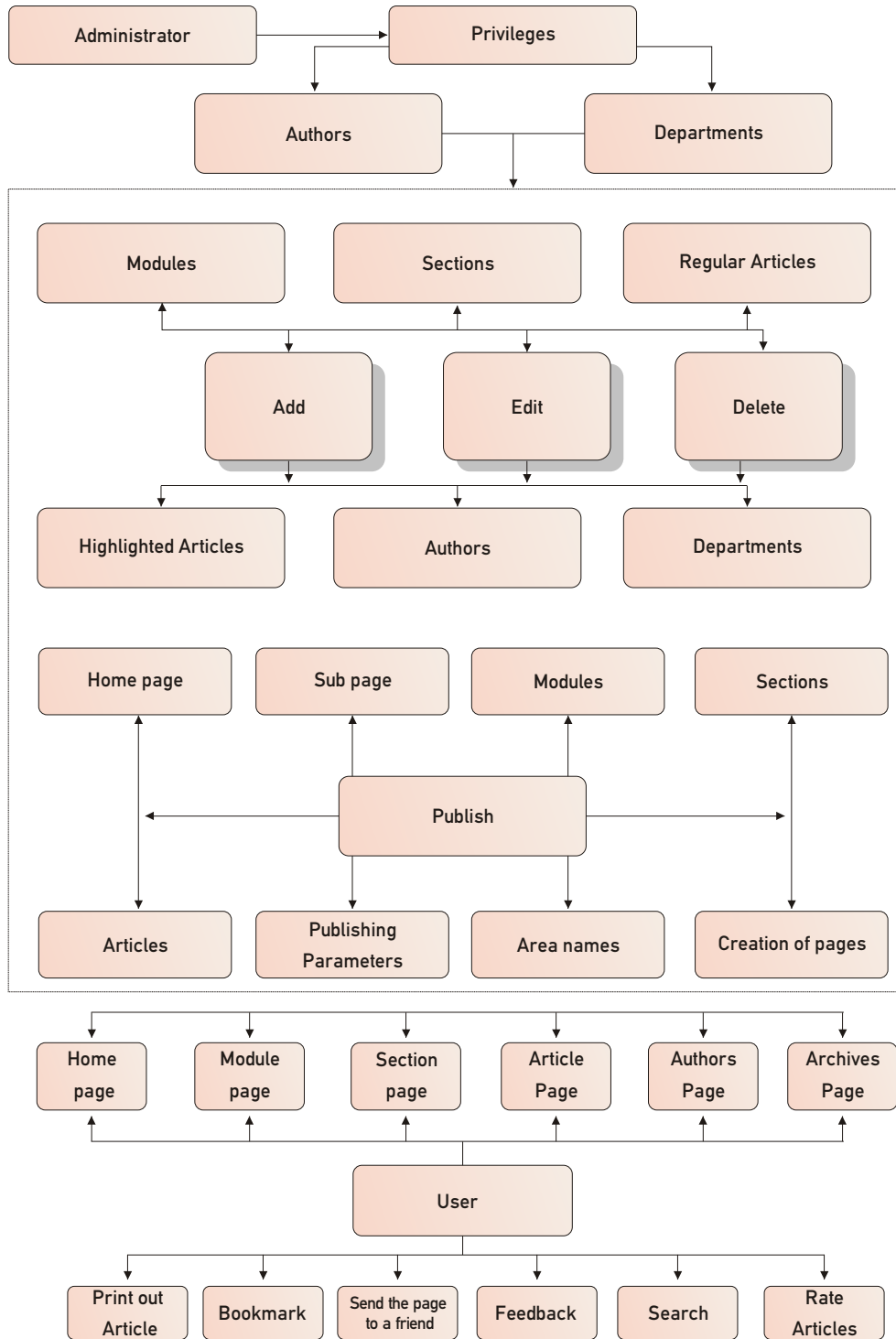


- Add / Modify / Delete / Approve templates
- Highlighted Articles, Special Articles
- Content Creation
- Email notifications to Admin users for approval
- Screening, approving, positioning before publish
- Support for Layout modification
- Diversity of file formats supported
- Archive / Version control
- Archival Republishing
- Create Authors with username, password
- Privilege based access to the Content Management System
 - Admin Panel
 - Front End
- Rating for articles
- Search using keywords

Flow Diagram of the Product



Flow Diagram of the Product



Solution Features

- The users of the site can view the contents posted under various categories
- The users of the site can search for any information online
- The users of the site can print out the articles, Bookmark, email the page to a friend also mail their feedback
- The users of the site can provide rating for any of the articles
- Search using keywords

The Online Web Application

This application shall reside on the web server to provide the users to view the articles posted under the various modules & sections

Bookmark: The users can add any articles to the Favorites using the Bookmark option

Send this page: The users can send any of the article page link through mail to his/her friends email id

Print this page: The users of the site can print out the articles published under any of the modules & sections

Feedback: The users can also mail his/her feedback regarding the site or the articles posted.

Search: The users can search for any article using the keywords relevant to the article.

Ratings: The users can provide rating for the articles

Features List

General Admin related Features

Modules: The Administrator will be given the provision to add, modify and delete the modules.

Section: The Administrator will be given the provision to add, modify and delete the sections under any of the modules.

Articles: The Administrator will be given the provision to add, modify and delete the Regular articles, under any of the sections. The Administrator will be given the provision to add, modify and delete the Special articles. The Administrator will be given the provision to add, modify and delete the Highlighted articles.

Authors: The Administrator will be given the provision to add,

modify and delete the Authors. On adding a new author, the username & password will be mailed to the author.

Departments: The Administrator will be given the provision to add, modify and delete the Departments.

Ratings: The Administrator will be given the provision to view the average ratings given by the users for the articles.

Privileges: The Administrator will be given the provision to set Privileges for either the Authors or the Departments. The Administrator will be given the provision to set the Privileges Add, Edit, Delete for the following categories

- Modules
- Sections
- Regular Articles
- Highlighted Articles

The Administrator can also set the Privileges for the following Publish Portion categories

- Home Page
- Sub Page
- Modules
- Sections
- Articles
- Publishing Parameters
- Area Names
- Creation of pages

Publish:

- Home Page
- Sub Page
- Modules
- Sections
- Articles
- Publishing Parameters
- Area Names
- Create shtml Pages

Home Page :

Upload Banners : The Administrator can upload the Top banner & sub banner for the Home page. If the banners are not available, the alternate text can be entered.

Create CFG : The Administrator will be given the provision to set the background colours for the left, central & Area1, Area2, Area3 portions. Also the provision to set the Font face, size, colour, Bold, italics for the text in the left, central, Area1, Area2, Area3 portions is provided.

Sub Page :

Upload Banners : The Administrator can upload the Righthand side banner for the Sub page. If the banner is not uploaded, the alternate text can be entered.

Create CFG : The Administrator will be given the provision to set the background colours for the left, top, right portions. Also the provision to set the Font face, size, colour, Bold, italics for the text in the left, central, top, right portions is given.

Modules :

The Administrator will be given the provision to approve the modules posted, position the modules & view the Approved modules.

The Administrator will be given the provision to Approve the sections posted. Select the sections to be displayed in Area1, Area2, and Area3 portions of the Home page Position the sections in Area1, Area2, and Area3 Set the overall positioning of the sections View the Approved sections.

Articles:

The Administrator will be given the provision to approve and view all the Regular articles / Special articles & Highlighted articles.

Publishing Parameters:

The Administrator will be given the provision to enter the number of articles to be displayed per section page, the from & to date for selection of the articles posted, the volume no & Issue No. articles & Highlighted articles.

Select Area Names:

The Administrator will be given the provision to enter the names for Area1, Area2 & Area3 portions of the Home page.

Create SHTML Page:

The Administrator will be given the provision to create the Home page, Module pages, section pages, article pages, author pages & archive pages.

User Related Features:

The users can login to the Admin panel of Aria with the Username & Password allotted. The users will be given access only to those Privileges allotted by the Administrator.

Benefits:**Concurrent Management :**

In content management system two or more people can edit the same content asset at the same time, thereby allowing concurrent access.

A consistent yet customizable look and feel throughout the site:

Site-wide changes can be made quickly and easily. A Person can effectively make instant changes to text, images, pages or font colour or font size in the site

Storage:

A central content storage system to house the company information and for securing external/internal business content. The system provides the ease of managing unlimited amounts of content and data and files types such as word, excel, ppt (superior content management environment)

Cost & Time Reduction:

The cost involved in publishing the contents through paper & transaction costs will be reduced tremendously. The Time spent on replications, corrections, updations will be reduced.

Skills:

No specialized knowledge or skills is required for managing the Content Management system. Content Management websites are designed to allow Non technical managers to control virtually every element of the Web environment.

Archive:

The Content Management system provides the ease of managing an archive of older data.

Marketing Online:

The system can collect real time customer data such as Feedback. The system also turns your content into viral marketing tools through Tell a Friend feature. Some important contents can be printed by your customer & redeemed offline.

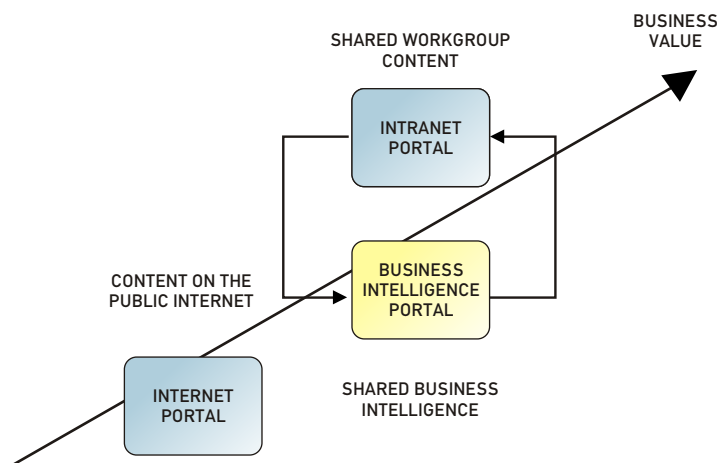
Business Advantage

- Cost Reduction by using a central content management & distribution system
- Automating the content publishing process in real time
- Offering dynamic, more specific contents which makes its sites more compelling to customer
- In content management system two or more people can edit the same content asset at the same time, thereby allowing concurrent access.

change the password.

- The user rights are determined according to their privilege

A diagram depicting the improved business value after using a content management engine



Why ANGLER?

- 7+ years & 150+ professionals
- 20,000 sq. ft. delivery centre
- Offices in US, UK and Dubai
- Clients in 14 countries
- ISO 9001 quality-certified

ANGLER Advantage

- Full Service Provider Model
- Domain Knowledge
- Project Execution
- Vast Experience
- Quality Solutions
- Research and Development



ANGLER Technologies India Pvt Ltd

#1144, Trichy Road, Coimbatore - 641 045, India
Tel : +91-(422)-231 2707, 231 3938
Fax : +91-(422)-231 3936

ANGLER Technologies USA Inc

305 Madison Avenue, Suite 449, NY 10165, USA
Tel: +1 646 290 8609, +1 408 754 6222

ANGLER Technologies UK Ltd

PO Box 56548, London, Sw18 9ED, UK
Tel: +44 20 8870 6805, +44 20 7096 1480,
Mobile: +44 7799 406 415

ANGLER iTech Pvt Ltd

PO Box 6488, Dubai, UAE